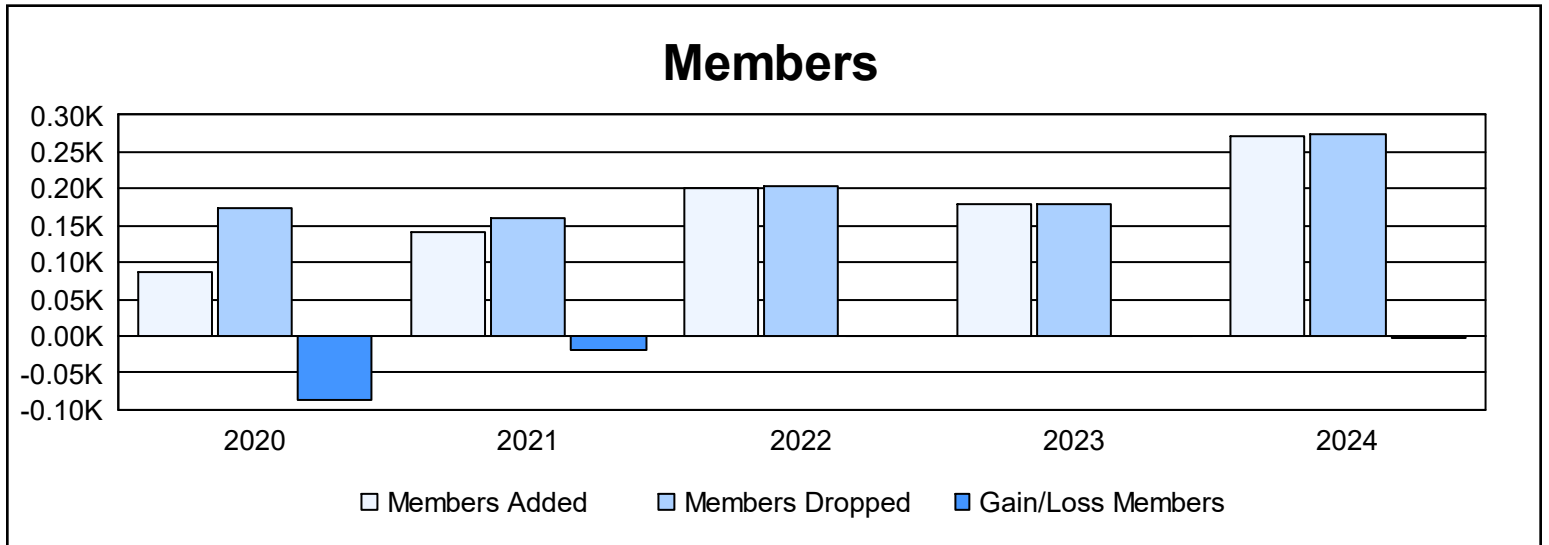
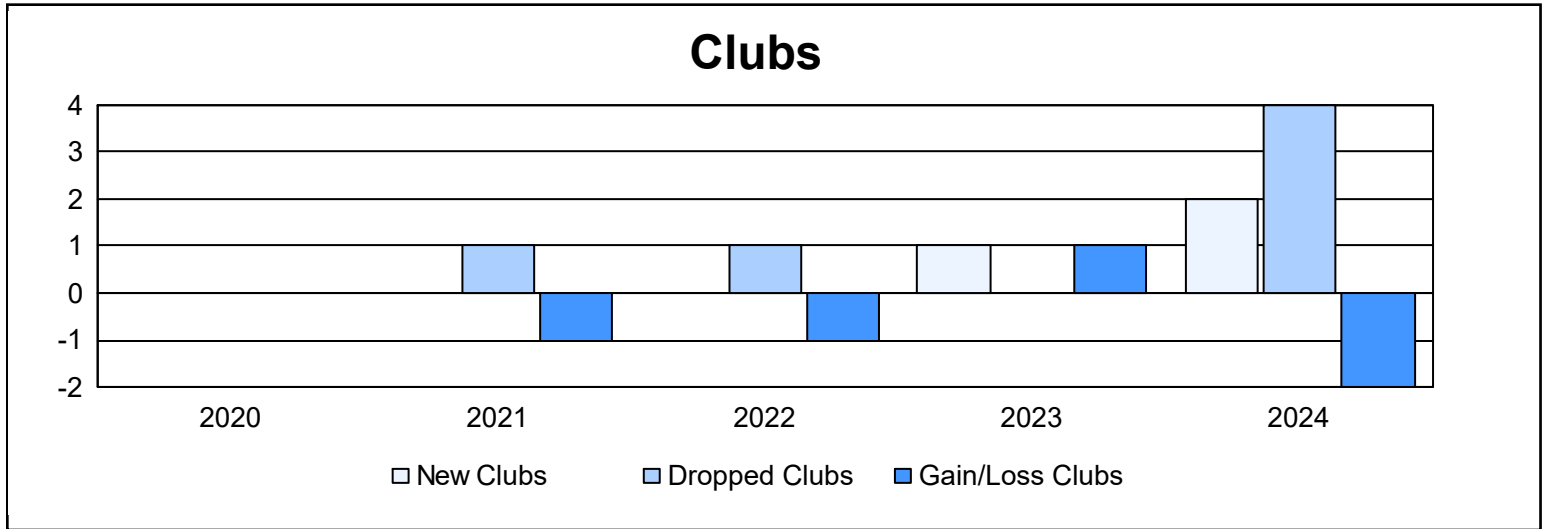
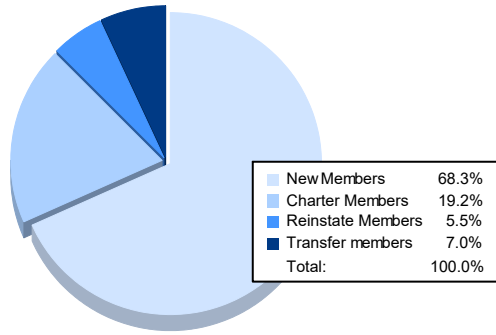


Year	New Clubs	Dropped Clubs	Gain/ Loss Clubs	New Members	Charter Members	Reinstate Members	Transfer Members	Total Member Added	Total Members Dropped	Gain/ Loss Members
2019-2020	0	0	0	64	2	9	13	88	174	-86
2020-2021	0	1	-1	120	2	13	6	141	159	-18
2021-2022	0	1	-1	173	0	10	19	202	203	-1
2022-2023	1	0	1	134	27	4	13	178	179	-1
2023-2024	2	4	-2	185	52	15	19	271	275	-4
<b>Average</b>	<b>1</b>	<b>1</b>	<b>-1</b>	<b>135</b>	<b>17</b>	<b>10</b>	<b>14</b>	<b>176</b>	<b>198</b>	<b>-22</b>



### Membership Composition June 2024 Cumulative



### Gender Composition June 2024 Cumulative

